



District Report Card: 2017


State: Telangana	District: Bhadradr
Class: 5	Subject: Language
Schools: 59	Students: 696


Participation/Coverage


Students

GENDER 	Boys		Girls	
	Number	%	Number	%
	322	46.26	374	53.74

AREA 	Rural		Urban	
	Number	%	Number	%
	529	76.01	167	23.99

CATEGORY 	SC		ST		OBC		GEN	
	Number	%	Number	%	Number	%	Number	%
	144	20.69	325	46.70	205	29.45	22	3.16

CWSN 	LD	VI	HI	S&LD	ID	Oth
	0	1	1	0	32	11

Management 	Government		Government-aided	
	Number	%	Number	%
	620	89.08	76	10.92

Average Performance of Students in Language (%)

Overall	Gender		Area		Management		Social Group			
	Male	Female	Rural	Urban	Govt.	Aided	SC	ST	OBC	GEN
55.22	51.57	58.36	53.66	60.16	56.55	44.39	56.02	52.55	58.31	60.61

Performance on Learning Outcomes (LOs)

Learning Outcomes	Description	Average Performance(%)
L504	Reads and comprehends independently storybooks, news items/ headlines, advertisements etc.	54.08
L508	Reads text with comprehension, locates details and sequence of events	55.79

Range of Performance of Students who Answered Correctly							
Below 30%		30% - 50%		50% - 75%		Above 75%	
Number	%	Number	%	Number	%	Number	%
111	15.95	187	26.87	253	36.35	145	20.83

Lowest Performing Learning Outcomes (LOs)

- 1 - Reads and comprehends independently storybooks, news items/ headlines, advertisements etc. (54.08)
- 2 - Reads text with comprehension, locates details and sequence of events (55.79)